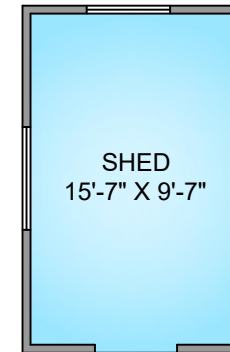
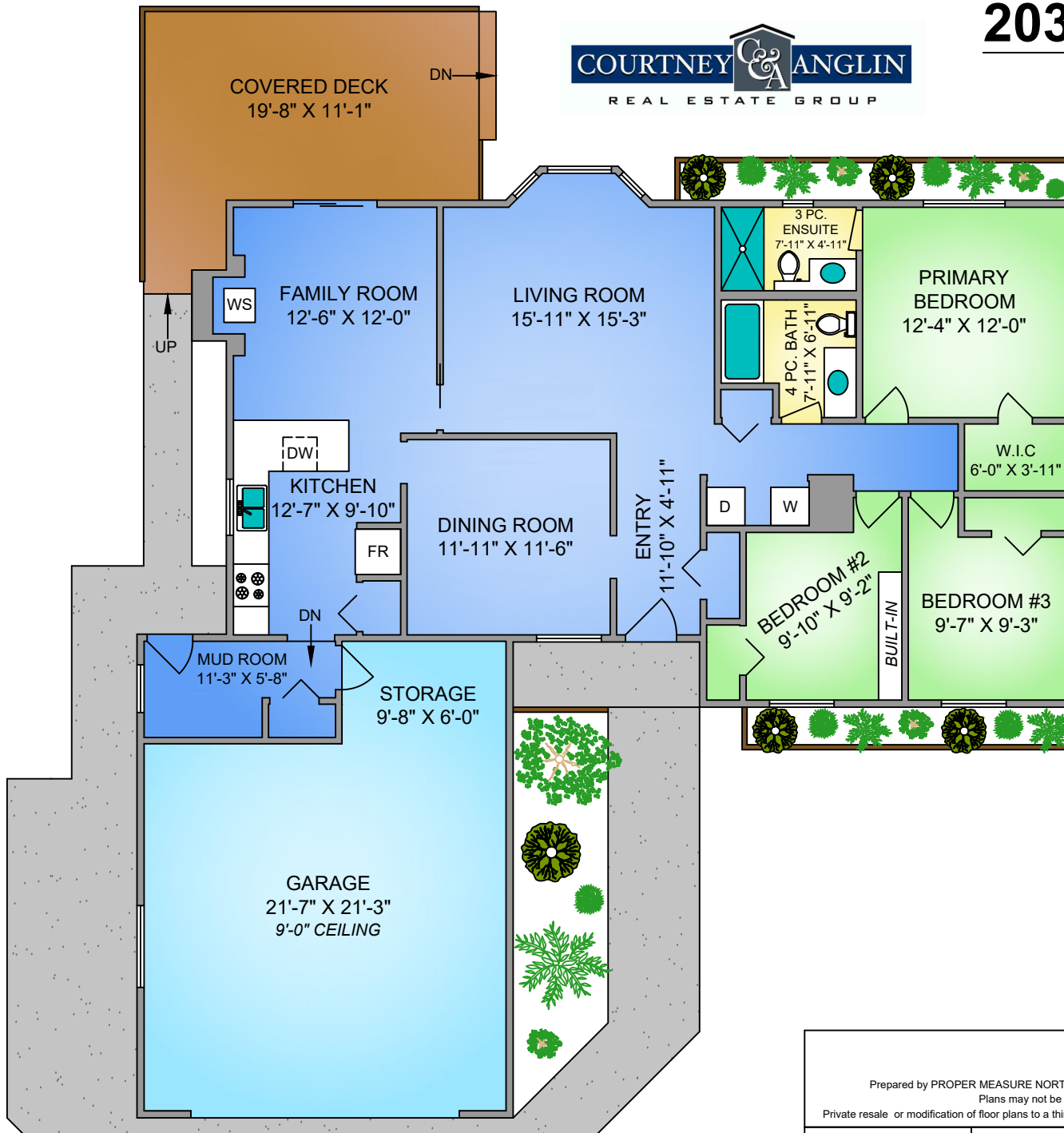


2035 NOEL AVENUE

1481 SQ. FT.

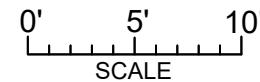
8' CEILINGS

(+547 SQ.FT. GARAGE)



LOCATION OF SHED ON PLAN DOES NOT DEPICT ACTUAL LOCATION

NORTH



2035 NOEL AVE. MAR. 21, 2022			
Prepared by PROPER MEASURE NORTH ISLAND for the exclusive use of COURTNEY & ANGLIN REAL ESTATE GROUP Plans may not be 100% accurate. Buyer must verify any critical measurement. Private resale or modification of floor plans to a third party by any individual or entity other than Proper Measure North Island is strictly prohibited			
FLOOR	AREA (SQ. FT.)		
	FINISHED SQ.FT.	DECK/PATIO	GARAGE
MAIN	1481	292	547
TOTAL	1481	292	547